

安徽省重望精密机械制造有限公司

ANHUI ZHONGWANG PRECISION MACHINERY MANUFACTURING CO., LTD.

地址：安徽省马鞍山市博望区新市镇澄釜路3601号
No. 3601 Chengfu Road, Bowang District, Maanshan City, Anhui Province

网址: www.ahzwjj.com
电话/微信: 15950552000
重望机床官方账号: ZW.HOPES

Web: zwhopescnc.com
TEL/WHATSAPP: +86 15155298006
Email: info@zwhopescnc.com
Facebook: Anhui Zhongwang precision machinery
YouTube: https://www.youtube.com/@ZWHOPESCNCMachinery

www.ahzwjj.com



product-catalog

Edition 2025

FOCUS ON TECHNOLOGICAL LEADERSHIP
METAL FORMING SOLUTIONS

PRESS BRAKE SHEAR LASER

重望智能装备
ZWHOPES CNC MACHINERY

About ZWHOPES

关于重望机床

安徽省重望精密机械制造有限公司（前身国营当涂机械厂）成立于1978 年，是一家集金属成形智能装备研发、生产、销售于一体的国家高新技术企业。公司占地面积 4 万平方米，经过多年的发展，公司聚集了一大批机械、光电子、工业自动化及软件研发等领域的高级人才，在采购、研发、生产、质检、售后等重要环节中实行规范化质量管理，提供诚信高效的专业服务。产品均通过欧盟 CE 认证和 ISO9001 质量管理体系认证，与国际全面接轨。

公司现主营产品包括：折弯机、剪板机、激光切割机、数控倒槽机等多个系列数十种产品，广泛服务于钣金制造、汽车配件、五金工具、体育器材、广告装饰、医疗器械、厨具卫浴、精密仪器仪表、手机通讯、光纤通讯器件、航空航天器件、眼镜、金银首饰、工艺礼品、包装印刷、农用机械等诸多行业。

在智能制造技术高速发展的今天，作为一个成熟务实的钣金机械制造企业，重望控股完全有实力，有能力，有责任为广大新老客户提供技术更领先，性价比更高的金属成形智能装备。



Anhui Zhongwang Precision Machinery Manufacturing Co., Ltd.(formerly state-owned Dangtu Machinery Factory), founded in 1978, is a national high-tech enterprise integrating the R & D, production and sales of metal forming intelligent equipment. The company covers an area of 40000 square meters. After years of development, the company has gathered a large number of senior talents in the fields of machinery, optoelectronics, industrial automation and software R & D, implemented standardized quality management in important links such as procurement, R & D, production, quality inspection and after-sales, and provided honest and efficient professional services. All products have passed the EU CE certification and ISO9001 quality management system certification, which is in full line with international standards.

The company's main products now include: bending machine, plate shearing machine, laser cutting machine, CNC grooving machine and other series of dozens of products, which are widely used in sheet metal manufacturing, auto parts, hardware tools, sports equipment, advertising decoration, medical equipment, Kitchenware and bathroom, precision instruments and meters, mobile phone communication, optical fiber communication devices, aerospace devices, glasses, gold and silver jewelry, craft gifts, packaging and printing Agricultural machinery and many other industries.

Today, with the rapid development of intelligent manufacturing technology, as a mature and pragmatic sheet metal machinery manufacturing enterprise, ZWHOPES has the strength, ability and responsibility to provide new and old customers with metal forming intelligent equipment with more advanced technology and higher cost performance.





















EQUIPMENT ADAPTED

TO YOUR BUSINESS

At ZWHOPES, you' ll find the ideal solutions for bending and cutting sheet metal productively and flexibly, as well as comprehensive solutions and services that meet your needs. In this sector, it' s important to have machinery with smart functions and that are appropriate to the production processes. If your end goal is to provide higher quality production than your competitors, ZWHOPES is the perfect solution for your company!

在 ZWHOPES，您可以找到高效、灵活地弯曲和切割钣金的理想解决方案，以及满足您需求的全面解决方案和服务。在这个领域，拥有具有智能功能且适合生产过程的机器非常重要。如果您的最终目标是提供比竞争对手更高质量的生产，ZWHOPES 是您公司的完美解决方案！

ZWHOPES 拥有超过 45 年的行业经验，是中国领先的数控折弯机、剪板机、液压机和激光切割机造商。我们在全球范围内设计、制造和交付定制设计的机器。自 1978 年以来，我们一直向全球 100 多个国家 / 地区供应设备，甚至用于最先进的板材、金属和板材加工工作。我们的设计已成为大多数业务领域的行业标准，我们对此感到非常自豪。

With over 45 years of industry experience, ZWHOPES is a chinese leading manufacturer of CNC Press Brakes, Shears, Hydraulic Presses and Laser Cutting. We design, manufacture and deliver custom-engineered machines all over the world. Since 1978, we have been supplying equipment to over 100 countries worldwide, even for the most advanced sheet, metal and plate processing work. Our designs have become industry standard in most segments of the business, of which we are very proud.

› Made in China since 1978



































EXHIBITION
展会风采 STYLE

凭借自主研发和先进的智能设备，重望机床展台屡次成为各大展会瞩目的焦点，成功吸引了无数国内外厂商前来咨询洽谈。

With self-developed and advanced intelligent equipment, ZWHOPES has repeatedly become the focus of attention at major exhibitions, and has successfully attracted numerous domestic and foreign manufacturers to consult and negotiate.

3000+客户
3000+ Customers

20+国家
20+ Countries

40+国内办事处
40+ Domestic Offices

ZW-HPB Series

Electric Hydraulic CNC Press Brake
高端电液数控折弯机

High-end
CNC Press Brake



性能特点 Feature

- 最为优化的折弯机方案
- 高端数控系统，标准4+1轴
- 双导轨重型前托料
- 双向补偿工作台
- 升级款后挡料
- 快夹支持正面装卸模具
- 适合各种金属板材高精度折弯
- 符合欧洲 CE 标准
- 标配: Delem DA53T, 4+1 轴
- 选配: ESA/HK68T, 6+1 轴 /8+1 轴

- The most optimized press brake.
- CNC control system,Standard 4+1 axis
- Dual rail heavy duty front bracket
- Dual compensation table
- Upgraded side-loading back guage
- Quick Clamping supports front loading and unloading of tooling
- It is suitable for high-precision bending of various metal sheets
- CE certifcation
- Standard:Delem DA53T, 4+1 axis
- Optional:ESA/HK68T, 6+1 axis / 8+1 axis

标准配置 Standard Configuration



DELEM DA53T

"热键"触摸导航
10.1寸高分辨率彩色TFT
4轴(Y1,Y2 + 2辅助轴)
最高的控制
工具/材料/产品库
伺服和变频器控制
先进的用于闭环和开环阀的Y轴控制算法
TandemLink(选项)
USB记忆棒接口
Profile-T离线软件

"Hot-key" touch navigation
10.1" high resolution colour TFT
Up to 4 axes (Y1,Y2 + 2 aux axes)
Crowning control
Tool / material / product library
Servo and frequency inverter control
Advanced Y-axis control algorithms for closed-loop as well as open-loop valves
TandemLink (option)
USB memory stick interfacing
Profile-T offline software



伺服主电机 Servo Motor

采用伺服电机作为液压泵主动力源节能约30%
滑块运行效率总体提高约7-20%
油温可降低约10-20℃

30% EFFICIENCY IMPROVEMENT

Using servo motor as the main power source of hydraulic pump can save about 30% energy
The overall efficiency of the slider increases by about 7-20%
Oil temperature can be reduced by about 10-20 ℃



品牌液压系统
Brand Hydraulic System

液压传动，运行平稳可靠，有效减少液压油渗漏带来的问题。

Hydraulic drive,smooth,reliable,effectively reducing the problems caused by hydraulic oil leakage.

Rexroth
Bosch Group



稳定可靠的后挡料系统（标准4+1轴）
Stable And Reliable Back Gauge（Standard 4+1 axes）

进口滚珠丝杆传动、直线导轨导向，横梁双直线导轨结构，确保精准定位。
装配精密多级挡指，加大定位范围，让折弯更方便。

Imported ball screw drive, linear guide rail guide, Double linear guide construction,to ensure the positioning accuracy.Multistage stops to increase the positioning range,make the bending more convenient.

ZW-HPB Series

Electric Hydraulic CNC Press Brake
经典电液数控折弯机

Classic
CNC Press Brake



LOW NOISE

性能特点 Feature

- 最经济高效的电液折弯机
- 数控系统，标准4+1 轴
-主伺服电机，节能高效
- 适用多种金属板材的多样化加工生产
- 可升级多轴
- 快夹支持正面装卸模具
- 符合欧洲CE标准
- 标配: HK68T，4+1 轴
- 选配: ESA/DELEM，6+1 轴/8+1 轴

- The most cost-effective hydraulic press brake
- CNC control system, Standard 4 +1 axis
- Main servo motor, Energy saving and high efficiency
- Diversified processing and production for various metal sheets
- Can be upgraded to multiple axes
- Quick Clamping supports front loading and unloading of tooling
- CE certification
- Standard: HK68T, 4+1 axis
- Optional: ESA/DELEM , 6+1 axis / 8+1 axis

标准配置 Standard Configuration



香港 HK 68T

三维动画折弯
自动排序折弯
CAD图纸导入
21.5寸高分辨率真彩显示屏

3D animation bending
Automatic sort bending
CAD drawing import
21.5 "high resolution true color display

刚性机架 Rigid Frame

采用全钢焊接机架，拼装工作台结构，精度高、刚性好；主要构件采用 UG\ANSYS\CAD 三维有限元分析和优化设计，以保证机架整体稳定性。

Adopt all steel welding frame and assembly workbench structure, with high precision and good rigidity.UG\ANSYS\CAD 3D finite element analysis and optimization design are adopted for the main components to ensure the overall stability of the rack.



有限元力学分析
Finite Element
Mechanical Analysis



伺服主电机 Servo Motor

采用伺服电机作为液压泵主动力源节能约30%
滑块运行效率总体提高约7-20%
油温可降低约10-20℃

30% EFFICIENCY IMPROVEMENT

Using servo motor as the main power source of hydraulic pump can save about 30% energy
The overall efficiency of the slider increases by about 7-20%
Oil temperature can be reduced by about 10-20 ℃



稳定可靠的后挡料系统（标准 4+1轴）
Stable And Reliable Back Gauge（Standard 4+1 axes）

进口滚珠丝杆传动、直线导轨导向，横梁双直线导轨结构，确保精准定位。
装配精密多级挡指，加大定位范围，让折弯更方便。

Imported ball screw drive, linear guide rail guide, Double linear guide construction,to ensure the positioning accuracy.Multistage stops to increase the positioning range,make the bending more convenient.

ZWHOPES

可选配置 **Optional** Configuration



双伺服阀控 Dual servo valve control

通过阀控技术实现省油，省电和高速的折弯生产，是未来行业生产环保化、节能化的最优解决方案。
双伺服阀控系统，动作快速平稳，响应速度大大超越比例阀控制，折弯循环时间比电液同步数控折弯机快 30%，其能耗也只有电液同步数控折弯机的 40%-60% 左右，同时该系统具有低噪音，高效等特点。

The valve control technology can realize fuel-saving, power-saving and high-speed bending production, which is the optimal solution for environmental protection and energy saving in the future industry.
The dual servo valve control system has fast and stable action, and the response speed greatly exceeds the proportional valve control. The bending cycle time is 30% faster than that of the electro-hydraulic synchronous CNC bending machine, and its energy consumption is only about 40%-60% of that of the electro-hydraulic synchronous CNC bending machine. At the same time, the system has the characteristics of low noise and high efficiency.





液压夹具 Hydraulic Clamp

液压夹具以液压系统为动力源，通过液压缸产生夹紧力，具有夹紧力大、动作迅速、控制精准、自动化程度高等特点，广泛应用于机械加工等领域。

Hydraulic fixtures use a hydraulic system as the power source, generate clamping force through hydraulic cylinders, and are widely used in machining for their large force, fast action, precise control, and high automation.



电液伺服数控随动前托料

CNC Follower Supports

工件折弯时，托料板可以实现翻转跟随功能，跟随角度和速度由数控系统自动计算并控制，可沿直线导轨左右移动。

When the workpiece is bent, the support plate can realize the turning following function. The following angle and speed are automatically calculated and controlled by the CNC system, and can move left and right along the linear guide rail.



机器人折弯单元

Robot Bend Unit

可根据您生产加工需要，提供钣金柔性自动化解决方案，减少人工成本，提高生产效率和质量。

According to your production and processing needs, we can provide flexible automation solutions for sheet metal, reduce labor costs and improve production efficiency and quality.



激光防护 Laser Protection

不影响折弯机的效率，可以完全解决安全问题。

Does not affect the efficiency of the press brake, can completely solve the safety problem.



角度检测系统 Angle Measurement

使用激光角度测量系统，能保证获得稳定的工件折弯角度，提高自动化加工的效率和加工稳定性。

The use of laser angle measurement system can ensure a stable workpiece bending angle and improve the efficiency and stability of automatic machining.

OPTION AXIS
轴数升级

精良的设备确保高效精准的折弯

多种后挡料可供选择，更高的配置，功能更强大，操作更简便。

A variety of back gauge are available,higher configuration, more powerful functions and easier operation.



6+1轴数控后挡料（选配）

6+1 axis CNC back gauge (optional)

后挡料包括高刚性大底座、x轴驱动机构、r轴驱动机构及z轴驱动机构；能够根据加工零件的的需要，将挡指自动调整到所需要的准确位置，保证工件的精确定位，从而加工出符合要求的工件。

The back gauge includes high rigidity big base, X-axis drive mechanism, R-axis drive mechanism and z-axis drive mechanism; according to the needs of processing parts, the stopper finger can be automatically adjusted to the required accurate position to ensure the accurate positioning of the workpiece, so as to process the qualified workpiece.

8+1轴数控后挡料（选配）

8+1 axis CNC back gauge (optional)

在现有后挡料机构的水平、前后和垂直方向各增加1个独立伺服驱动的挡料定位机构，从而实现数控折弯机对多角度折弯线工件的快速可靠定位。

An independent servo driven stop positioning mechanism is added to the horizontal, front and back and vertical directions of the existing rear stop mechanism, so as to realize the fast and reliable positioning of the multi angle banding line workpiece by the numerical control banding machine.



技术参数 Technical Parameter

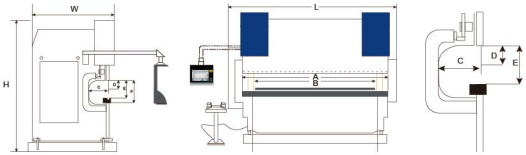

		A	B	C	D	E			L	W	H
机床型号 Mode	折弯力 Nominal Pressure (KN)	可折长度 Max bending width (mm)	立柱间距 Distance between uprights (mm)	喉口深度 Throat depth (mm)	油缸行程 Cylinder stroke (mm)	钢板高度 Die setting height (mm)	主电机功率 Main power (KW)	油压油箱 Oil volume (L)	速度 Speed (mm/s)			外形尺寸 Dimensions(mm)		
									靠进 Approaching speed	压制 Working speed	返程 Returning speed	长 Length	宽 Width	高 Height
50T/1600	500	1600	1250	300	160	395	5.5	160	230	0-15	140	2200	1450	2155
80T/2500	800	2500	2000	380	160	460	7.5	225	230	0-15	140	3220	1780	2650
110T/2500	1100	2500	2000	400	200	460	7.5	225	220	0-15	140	3240	1780	2680
110T/3200	1100	3200	2700	400	200	460	7.5	350	220	0-15	140	4030	1780	2680
110T/4000	1100	4000	3500	400	200	460	7.5	350	220	0-15	140	4830	1780	2780
135T/3200	1350	3200	2700	400	200	460	11	350	200	0-15	140	4030	1790	2750
135T/4000	1350	4000	3500	400	200	460	11	430	200	0-15	140	4830	1790	2850
135T/5000	1350	5000	4100	400	200	460	11	550	180	0-15	90	5830	1790	3100
135T/6000	1350	6000	5100	400	200	460	11	550	180	0-15	90	6830	1790	3200
175T/2500	1750	2500	2000	400	200	460	11	225	200	0-15	140	3350	1800	2730
175T/3200	1750	3200	2700	400	200	460	11	350	200	0-15	140	4050	1800	2730
175T/4000	1750	4000	3500	400	200	460	11	430	200	0-15	140	4700	1800	2830
175T/5000	1750	5000	4100	400	200	460	11	550	160	0-15	90	5700	1800	3080
175T/6000	1750	6000	5100	400	200	460	11	550	160	0-15	90	6700	1800	3180
210T/3200	2100	3200	2700	400	200	460	15	350	160	0-13	140	4020	1850	2850
210T/4000	2100	4000	3500	400	200	460	15	430	160	0-13	140	4820	1850	3100
210T/5000	2100	5000	4100	400	200	460	15	550	130	0-13	90	5820	1850	3250
210T/6000	2100	6000	5100	400	200	460	15	550	130	0-13	90	6820	1850	3350
250T/3200	2500	3200	2700	400	250	540	18.5	350	130	0-13	110	4050	1860	3000
250T/4000	2500	4000	3500	400	250	540	18.5	430	130	0-13	110	4850	1860	3100
250T/5000	2500	5000	4100	400	250	540	18.5	550	120	0-13	80	5850	1860	3250
250T/6000	2500	6000	5100	400	250	540	18.5	550	120	0-13	80	6850	1860	3350
320T/3200	3200	3200	2700	400	300	570	22	460	100	0-13	90	4600	2260	3400
320T/4000	3200	4000	3500	400	300	570	22	460	100	0-13	90	5400	2260	3500
320T/5000	3200	5000	4100	400	300	570	22	550	90	0-13	90	6430	2260	3680
320T/6000	3200	6000	5100	400	300	570	22	550	90	0-13	90	7430	2260	3950

参数如有变动，恕不另行通知。Parameters change without notice.
For reference only

ZWHOPES

数控系统 CNC SYSTEM

Delem

CYBELEC
INFRANOR GROUP COMPANY



荷兰 DELEM DA53TX

"快捷键" 触摸导航
15.6" 高分辨率 宽屏显示
最多 4 轴控制（Y1，Y2，+2 个辅助轴）
挠度补偿控制
具有模具 / 材料表 / 产品库
支持伺服和变频控制
先进的 Y 轴控制算法，既可控制闭环阀，
也可控制开环阀。
2D 图形编程（选项）
网络双机联动（选项）
网络接口（选项）
Profile-53TL 离线编程软件

"Hot-key" touch navigation
15.6" high resolution wide screen TFT
Up to 4 axes (Y1,Y2+2 aux. axes)
Crowning control
Tool/material / product library
Servo and frequency inverter control
Advanced Y-axis control algorithms for
closed-loop as well as open-loop valves.
2D graphical programming (option)
Tandem-link (option)
Network interfacing (option)
Profile-53TL offline software



荷兰 DELEM DA58TX

2D 图形触摸化编程
18.5" 高分辨率 TFT 彩色显示屏
折弯工序自动计算
挠度补偿控制
具有模具 / 材料表 / 产品库
支持伺服和变频控制
先进的 Y 轴控制算法，既可以控制闭环阀，
也可以控制开环阀。
量角器接口（选项）
网络双机联动（选项）
网络接口（选项）
Profile-58TL 离线编程软件

2D graphical touch screen programming
18.5" high resolution colour TFT
Bend sequence calculation
Crowning control
Tool/material / product library
Servo and frequency inverter control
Advanced Y-axis control algorithms for
closed-loop as well as open-loop valves.
Protractor interfacing (option)
TandemLink (option)
Network interface (option)
Profile-58TL offline software



荷兰 DELEM DA66S

2D 触摸式图形编程
3D 产品图形模拟显示
24" 高分辨率彩色 TFT 显示
Delem 模块兼容（模块可扩展和自适应）
USB, 外设接口
支持工业 4.0 接口 (OPC-UA 选项)
车间控制、工作清单功能
开放性的系统架构
角度检测折弯 & 角度校正接口
Profile-S 2D 离线编程软件

2D graphical touch screen programming mode
3D visualisation in simulation and production
mode
24" high resolution colour TFT
Delem Modusys compatibility (module scalability
and adaptivity)
USB, peripheral interfacing
Support for Industry 4.0 connectivity (OPC-UA
optional)
Shop floor control, Job list functionality
Open system architecture
Sensor bending & correction interface
Profile-S 2D offline software



荷兰 DELEM DA69S

3D 和 2D 触摸式图形编程
3D 产品图形模拟显示
24" 高分辨率彩色 TFT 显示屏
Delem 模块兼容（模块可扩展和自适应）
USB, 外设接口
支持工业 4.0 接口 (OPC-UA 选项)
车间控制、工作清单功能
开发性系统架构
角度检测折弯 & 角度校正接口
Profile-S 3D 离线编程软件

3D and 2D graphical touch screen programming mode
3D visualisation in simulation and production mode
24" high resolution colour TFT
Delem Modusys compatibility (module scalability and
adaptivity)
USB, peripheral interfacing
Support for Industry 4.0 connectivity (OPC-UA optional)
Shop floor control, Job list functionality
Open system architecture
Sensor bending & correction interface
Profile-S 3D offline software



CYBELEC CybTouch 8 PS

8" 彩色液晶显示，触摸屏，图标化识别功能
"EasyBend" 页面进行轻松单次折弯加工
完全高效的折弯编程满足大批量生产加工需要
自动计算折弯角度、主压力和挠度补偿
折弯数据自动计算
压力和挠度补偿自动计算
上模深度自动计算
角度，后挡料校正

8 "color LCD display, touch screen, icon recognition
function
The "EasyBend" page is processed with easy single
bending
The fully efficient bending programming can meet the
needs of mass production and processing
Automatically calculate bending angle, main pressure
and deflection compensation
Automatic calculation of bending data
Automatic calculation of pressure and deflection
compensation
automatic calculation of upper die depth
Angle, Back Gauge correction



CYBELEC CybTouch 12 PS

12" 彩色液晶显示，触摸屏，图标化识别功能
"EasyBend" 页面进行轻松单次折弯加工
完全高效的折弯编程满足大批量生产加工需要
自动计算折弯角度、主压力和挠度补偿
折弯数据自动计算
压力和挠度补偿自动计算
上模深度自动计算
角度，后挡料校正，2D 图形编程
自动模拟折弯步序，提供最优折弯方案（选项）

12 "color LCD display, touch screen, icon recognition
function
The "EasyBend" page is processed with easy single
bending
The fully efficient bending programming can meet the
needs of mass production and processing
Automatically calculate bending angle, main pressure
and deflection compensation
Automatic calculation of bending data
Automatic calculation of pressure and deflection
compensation
Automatic calculation of upper die depth
Angle, rear gear correction, 2D graphics programming
Automatically simulate the bending sequence and
provide the best bending scheme (option)



CYBELEC CybTouch 15 PS

15" 现代流线型玻璃镜面触摸屏，可戴手套使用
用户友好的人机界面，直观编程和易于设置的
导航功能（启动优化机床参数）
2D 手指画图编程（触摸文件）和精确地 2D 程
序创建
自动折弯步序计算
便于单零件折弯的 EasyBend 页面
存储容量更大
内部备份和存储功能
用于诊断和升级的无线通讯功能（使用笔记本
电脑）

15 "modern streamlined glass mirror touch screen, which
can be used with gloves
User friendly man-machine interface, intuitive program-
ming and easy to set navigation function (automatic
optimization of machine parameters)
2D finger drawing programming (touch file) and accurate
2D program creation
Automatic bending step calculation
Easybend page to facilitate single part bending
Larger storage capacity
Internal backup and storage functions
Wireless communication function for diagnosis and
upgrade (using laptop)



CYBELEC VT-19

19" 现代流线型玻璃镜面触摸屏，可戴手套使用
基于 CybTouch 软件，图形化操作界面，易学易用。
独有自动导航调试功能，可轻松完成机床调试工
作
可控制各类前后挡料组合，例如 X 轴、X 挡指、
X 从轴、R 从轴、Z 轴、随动托料
通过 CANOpen 和 EtherCAT® 总线可扩展控制
更多轴
开放式系统架构，通过 User Cycles 和插件模块，
实现用户定制化功能
触摸屏上按钮图标也可进行颜色、位置、大小等
个性化设定

19 "modern streamlined glass mirror touch screen, which
can be used with gloves
Based on cybtouch software, graphical operation
interface, easy to learn and use. The unique automatic
navigation debugging function can easily complete the
machine tool debugging
It can control various front and rear material retaining
combinations, such as x-axis, x-stop finger, x-slave axis,
r-slave axis, Z-axis and follow-up material support
Via CANopen and EtherCAT ® The bus can be extended
to control more axes
Open system architecture realizes user customization
through user cycles and plug-in modules
The button icon on the touch screen can also be
personalized for color, position, size, etc

OPTIONAL

数控系统 CNC SYSTEM

esa MOTION The Powerful CNC Intelligence



ESA VIS-630

高清晰的 10 寸 TFT 彩色触摸屏
内置 PLC
二维图形编程
展开长度计算
图形化,上下模, 支持多边模, 伸缩模, 圆弧模, 鹅颈模等模具
图形编程自动、手动优化
支持模拟折弯
支持图形或数值式圆弧折弯
支持双机联动功能, 无须另购同步卡

High-definition 10-inch TFT color touch screen
Built-in PLC
2D graphics programming
Expand length calculation
Graphic upper and lower mold, support the multilateral mold, telescopic mold, arc mold, goosenеck mold and so on
Graphical programming Automatic, manual optimization
Supports analog bending
Support for graphic or numerical arc bending
support double-click linkage function, no need to purchase another synchronization card



ESA VIS-640

高清晰的 15 寸 TFT 彩显
内置 PLC
二维图形编程
展开长度计算
图形化,上下模, 支持多边模, 伸缩模, 圆弧模, 鹅颈模等模具
图形编程自动、手动优化
支持模拟折弯
支持图形或数值式圆弧折弯
PS2 键盘和鼠标接口
支持双机联动功能, 无须另购同步卡

High definition 15 inch TFT color display
Built-in PLC
2D graphics programming
Calculation of expansion length
Graphic up and down mold, support multilateral mold, telescopic mold, arc mold, goosenеck mold, etc
Automatic and manual optimization of graphic programming
Support simulated bending
Support graphic or numerical arc bending
PS2 keyboard and mouse interface
Support dual linkage function, no need to buy synchronous card



ESA VIS-840

2D 图形显示机床工件及模具
自动计算折弯工序
可依据角度、模具、材料生成角度修正数据库, 修正值自动添加到新创建程序
(选项)
具备 Esautomotion 或 Wila LED 指示灯条接口
可连接有线的三丰 (Mitutoyo) 角度测量仪

2D graphics display of machine tool workpieces and molds
Automatic calculation of bending processes
Generate angle correction database based on angles, molds, and materials, and automatically add correction values to newly created programs (optional)
Equipped with Esautomotion or Wila LED indicator bar interface
Can be connected to a wired Mitutoyo angle measuring instrument



ESA VIS-860

支持多点触摸 , 18.5 英寸
支持触控应用界面
外形采用无边框框设计, 简约时尚
支持 "手绘" 工件
支持直接导入和管理模具库 (.dxf 文件格式)
支持上模夹和下模座库管理
支持 DataM 激光角度测量
支持 ESA 3D Bend 三维折弯软件
配备 Modbus TCP 总线接口, 可实现工业 4.0

18.5" designed for multi touch screen
Support multi touch application
No frame,simple but powerful
Support finger-tip work piece design
Support import of tools shapes (.dxf files)
Support management of tool library
Support tool and die holders' management
Support datam angle measurement system
Support ESA 3D Bend software
Equip standard industry 4.0 Modbus TCP interface

ZWHOPES

SANYUAN 香港三源



香港 HK 58T

2D 编程稳定性和使用寿命。
高清 LCD 显示屏, 中英文均可选择页面显示编程参数, 更快、更轻松地编写程序。
X、Y1、Y2、R, 电动加冠
内置停留时间, 上传延迟设置功能, 操作更轻松, 无需时间继电器以降低成本。
具有一键备份和还原功能, 始终可以根据需要重新配置参数降低维护成本。
支持多步编程, 复杂的工件可以完成一个过程, 提高生产效率和加工精度。

2D programming stability and service life.
HD LCD display, with both Chinese and English optional page display programming parameters, faster and easier to write programs.
X,Y1,Y2,R,Electric crowning
Built-in stay time, uploading delay setting function, the operation easier without time relay to reduce costs.
With the function of one button backup and restore, always can restire parameters as required to reduce the maintenance costs.
Support multi-step programming, complex workpieces can complete a process, improve production efficiency and machining accuracy.



香港 HK 68T

三维动画折弯
自动排序折弯
CAD 图纸导入
21.5 寸高分辨率真彩显示屏

3D animation bending
Automatic sort bending
CAD drawing import
21.5 "high resolution true color display



香港 HK69T

支持角度编程和深度编程切换
支持模具库产品库设置
每个工步可自由设置开口高度
变速点位置可以自由控制
标配 Y1,Y2, R 等多轴扩展
支持机械补偿工作台控制
支持大型弧台动生成程序
支持上止点, 下止点, 松脚, 延时等多种换步选择, 有效提升加工效率
支持电磁铁简易桥架
支持全自动气动抽料桥架功能
支持自动折弯, 实现无人化折弯控制, 最多可支持 25 工步自动折弯
支持两组配置功能, 快下, 慢下, 回程, 卸荷动作和阀动作时间控制
200 个产品库 25 工步, 每个产品库名称中英文自定义, 大圆弧支持 99 工步

Support Angle programming and deep programming switch
Support mold library product library Settings
The opening height can be set freely for each work step
The position of the shift point can be freely controlled
Standard Y1,Y2, R and other multi-axis expansion
Support mechanical compensation table control
Support large arc automatic generation program
Support top dead center, bottom dead center, loose foot, delay and other step change options, effectively improve processing efficiency
Support electromagnet simple bridge
Support automatic pneumatic towing bridge function
Support automatic bending, to achieve unmanned bending control, up to 25 steps of automatic bending
Support valve group configuration function, fast down, slow down, return, unloading action and valve action time control
200 product library 25 work steps, each product library name user-defined in Chinese and English, great arc supports 99 work steps



意大利 ESA VIS-875

21.5 英寸多触屏设计
支持多点触控应用
没有框架, 简单却有力
支持指尖工件设计
支持工具形状的导入 (.dxf 文件格式)
支持工具库的管理
支持模具夹具的管理
支持数据角测量系统
支持 ESA 3D Bend 软件
配备标准工业 4.0 Modbus TCP 接口

21.5"designed for multi touch screen
Support multi touch application
No frame,simple but powerful
Support finger-tip work piece design
Support import of tools shapes (.dxf ifles)
Support management of tool library
Support tool and die holders'management
Support datam angle measurement system
Support ESA 3D Bend software
Equip standard industry 4.0 Modbus TCP interface

ZW-EPB Series

Full Electric Servo CNC Press Brake
高端纯电伺服折弯机

High-end
CNC Press Brake



性能特点 Feature

- 速度最快的折弯机
- 数控系统，标准6+1轴
- 节能，静音，环保
- 适合小型工件的高效加工
- 操作便捷，维护便利
- 包围式外观，安全性高
- 符合欧洲CE标准

- The fastest speed press brake
- CNC control system，Standard 6+1 axis
- Energy-saving，no noise and environmentally friendly
- Fast processing speed for small work pieces
- Easy to operate and maintain
- Wrap-around appearance for high security
- CE certification

循环时间短，能耗低，维护少，噪音低。
Short cycle time, low energy consumption, Low maintenance, low noise.

无噪音，液压油，液压过滤器，液压密封，阀，缸，停留时间。
No noise, hydraulic oil, hydraulic filter, hydraulic seals, valves,cylinders, dwell times.



主伺服电机 Main Servo Motor

主伺服电机设计提供高精度的运动控制。它们可以精确地控制电机轴的速度和位置，确保其准确地按照期望运动。

Main servo motors are designed to provide high precision motion control. They can accurately control the speed and position of the motor shaft, ensuring that it moves exactly as desired.

CONVENTIONAL TYPE A
Mainly driven by hydraulic system.

PK

B **ZW-EPB TYPE**
Fully driven by electrical system.

CYCLE TIME	CYCLE TIME
ENERGY CONSUMPTION	ENERGY CONSUMPTION
NOISE	NOISE



香港 HK 68T

三维动画折弯
自动排序折弯
CAD图纸导入
21.5寸高分辨率真彩显示屏

3D animation bending
Automatic sort bending
CAD drawing import
21.5 "high resolution true color display

LOW NOISE

30% EFFICIENCY IMPROVEMENT

50% ENERGY SAVING

Full Electric Servo
CNC Press Brake
直驱纯电伺服折弯机



BALL SCREWS
/ 滚珠丝杆

- **高性能 HIGH PERFORMANCE**

高容量滚珠丝杆的球体直径更大，数量更多，再循环管位于 180 度，确保更好的负载分布。

The high capacity balls screws has larger spheres diameter in higher quantity.The recirculation pipes are located at 180 ensuring a better load distribution.

- **低噪音 LOW NOISE**

通过在主轴切线方向轻轻吸收滚珠，可有效降低与其他部件碰撞产生的冲击力。与传统的管式轴承相比，噪音降低 6dB 以上。

By gently absorbing the balls in the tangent direction of the spindle axis, the impact of this collision with other components is strongly reduced. Compared to conventional pipe type, noise reduces more than 6dB.

- **油脂滞留 GREASE RETENTION**

由于螺杆球形腔体的特殊形状，并结合油脂保持密封件 A1，与传统塑料密封件相比，油脂保持特性大大提高。

Thanks to the special profile of the spherical cavity of the screw, and together with the grease retainin gseal A1, the grease retention characteristics improved greatly compared to conventional plastic seals.



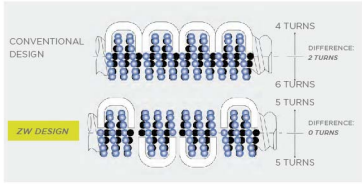

Time Cycle Comparison
时间周期比较



实现这个 6 弯曲盒所需的弯曲时间 - 仅机器时间。
Bending time necessary to realize this 6 bend box - only machine time.





/ COMPARISON

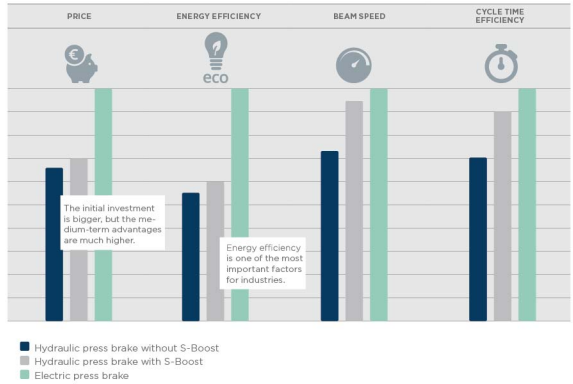



OPTIONAL

数控系统 CNC SYSTEM

Delem SANYUAN esa


荷兰 DELEM DA53T


荷兰 DELEM DA58T


荷兰 DELEM DA66T


荷兰 DELEM DA69T


香港 HK 58T


香港 HK 68T


香港 HK69T


意大利 ESA VIS-875

技术参数 Technical Parameter

名 称	Model EPB	EPB-2510	EPB-3012	EPB-4016	EPB-4520	EPB-6025
公称压力	Norminal Force (KN)	250KN	300KN	400KN	450KN	600KN
Y1、Y2 轴伺服主电机功率	Y1,Y2 axis servo main motor power (KW)	7.5KW*2	7.5KW*2	7.5KW*2	7.5KW*2	15KW*2
最大折弯长度	Max. bending length(mm)	1000mm	1200mm	1600mm	2000mm	2500mm
立柱间距	Poles Distance (mm)	800mm	1000mm	1400mm	1800mm	2200mm
喉口深度	Throat Depth (mm)	260mm	260mm	260mm	260mm	260mm
最大开启高度	Max. Open (mm)	420mm	420mm	420mm	420mm	420mm
Y1、Y2轴空载速度	Y1, Y2 axis No-load speed(mm/s)	0.5-150mm/s	0.5-150mm/s	0.5-125mm/s	0.5-120mm/s	0.5-120mm/s
Y1、Y2 轴工作速度	Y1,Y2 axis working speed (mm/s)	0.5-50mm/s	0.5-50mm/s	0.5-50mm/s	0.5-50mm/s	0.5-50mm/s
Y1、Y2轴回程速度	Y1, Y2 axis return speed (mm/s)	0.5-150mm/s	0.5-150mm/s	0.5-125mm/s	0.5-120mm/s	0.5-120mm/s
X 轴速度	X axis speed (mm/s)	300mm/s	300mm/s	300mm/s	300mm/s	500mm/s
R 轴速度	R shaft speed(mm/s)	200mm/s	200mm/s	200mm/s	200mm/s	200mm/s
Z1/Z2 轴速度	Z1/Z2 axis speed(mm/s)	1000mm/s	1000mm/s	1000mm/s	1000mm/s	1000mm/s
Y1、Y2 轴精度	Y1, Y2 axis precision(mm)	±0.01mm	±0.01mm	±0.01mm	±0.01mm	±0.01mm
X 轴精度	X axis precision(mm)	±0.1mm	±0.1mm	±0.1mm	±0.1mm	±0.1mm
R 轴精度	R axis precision(mm)	±0.1mm	±0.1mm	±0.1mm	±0.1mm	±0.1mm
Z1/Z2 轴精度	Z1/Z2 axis precision(mm)	±0.1mm	±0.1mm	±0.1mm	±0.1mm	±0.1mm
Y1、Y2 轴行程	Y1, Y2 axis travel(mm)	150mm	150mm	150mm	150mm	150mm
X轴行程	X axis travel(mm)	450mm	450mm	450mm	450mm	500mm
R轴行程	R axis travel(mm)	150mm	150mm	150mm	150mm	150mm
Z1/Z2轴行程	Z1/Z2 axis travel(mm)	500mm	600mm	1000mm	1500mm	1800mm
数控系统	Control	HK-58E/58T/59T	HK-58E/58T/59T	HK-58E/58T/59T	HK-58E/58T/59T	HK-58E/58T/59T
外形尺寸 长X宽X高	Overall dimensions L x W x H(mm)	1850x1850x2230mm	2050x1850x2230mm	2550x1850x2250mm	2850x2000x2380mm	3100x2000x2550mm

参数如有变动，恕不另行通知。Parameters change without notice.
For reference only

ZWHOPES

BENDING TABLE

Required bending power (Ton/m)
Rm=420 N/mm² - Rm=700 N/mm²

S (mm)

R	B	V	0,5	0,6	0,8	1	1,2	1,5	2	2,5	3	4	5	6	8	10	12	15	20	25	30
0,5	3	4	4 / 7	6 / 10	12 / 20																
0,7	3,5	5	3 / 5	5 / 8	9 / 15	15 / 25															
0,8	4	6	2 / 4	3 / 6	7 / 12	11 / 19	18 / 30														
1	5,5	8		2 / 4	5 / 8	8 / 13	12 / 21	21 / 35													
1,3	6,5	10			4 / 6	6 / 10	9 / 15	15 / 26	30 / 50												
1,5	8	12				5 / 8	7 / 12	12 / 20	23 / 38	39 / 66											
2	10,5	16					5 / 8	8 / 13	16 / 26	27 / 45	44 / 71										
2,5	13	20						6 / 10	12 / 19	20 / 33	31 / 52	60 / 101									
3,2	16,5	25							9 / 15	14 / 24	23 / 38	44 / 75	76 / 126								
4,4	21	32								11 / 18	16 / 27	32 / 53	54 / 90	85 / 142							
5	26	40								12 / 21	23 / 38	39 / 66	62 / 103	121 / 202							
6,5	32,5	50									18 / 30	29 / 48	45 / 76	88 / 147	151 / 252						
8	41	63										22 / 37	33 / 56	70 / 117	109 / 182	173 / 288					
10	52	80											25 / 42	46 / 77	79 / 131	124 / 207	213 / 354				
12	65	100												35 / 59	58 / 96	91 / 151	155 / 258	302 / 504			
15	81,5	125													44 / 74	66 / 110	113 / 189	220 / 367	378 / 630		
20	104	160														50 / 83	81 / 135	158 / 263	269 / 448	425 / 709	
25	130	200															62 / 104	115 / 192	197 / 328	310 / 517	
37	163	250																89 / 148	144 / 240	227 / 378	
45	195	300																	120 / 200	173 / 288	

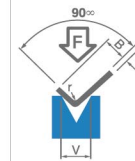

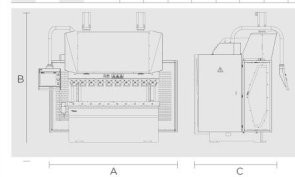

ALL DIMENSIONS CAN BE DIFFERENT ON CUSTOMIZED MACHINES.
THE DIMENSIONS FOR TRANSPORT CAN BE DIFFERENT.

ZW-TPBS Series

Torsion-bar Double Servo
CNC Press Brake

双伺服扭轴折弯机

Double Servo
CNC Press Brake



性能特点 Feature

- 扭轴折弯机的顶配
- 双伺服电机，速度更快，效率更高
- 角度计算功能，无需人工找参数，可升级4+1
- 快夹支持轻松装卸模具
- 采用知名品牌核心部件
- 适合大量简单的折弯工作
- 符合欧洲CE标准
- 标配：E310p X+Y 轴
- 选配：Y2轴 /R轴，TP10系统

- The top of the line for torsion bar press brake
- Dual servo motors, faster speed and higher efficiency
- Angle calculation function, no need to manually find parameters, can updated to 4+1 axes
- Fast clamp supports quick load and unload tooling
- Well-known brand core components
- Suitable for a large number of simple bending jobs
- CE certification
- Standard: E310p X+Y axis
- Optional: Y2 / R axis, TP10 system

标准配置 Standard Configuration

高精度后挡料（标准2轴）
Premium Backgauge（Standard X + Y axes）

配备滚珠丝杆、直线导轨，运行精度高，速度快。

Equipped with ball screw, linear guide rail, high running precision, fast speed.





Fast Release Clamp 快速释放夹具

我们将为您的机器使用快速释放快速夹具，它将更方便更换不同的冲头。非常精确的夹紧、定位和校准。也可根据客户要求更换为WILA液压夹具等。

We will use fast release fast clamp for your machine, it will be much more convenient to change different punches. Extremely accurate clamping, positioning, and alignment. We can also replace them with WILA hydraulic clamping etc. according to customer requirements.

高精度挡指
High Precision Stop Fingers

挡指，也称为位置止动或位置指示器，是与直线导轨系统结合使用的机械部件。它为沿直线导轨的车厢或滑动元件的运动提供物理停止或参考点。

A stop finger, also known as a position stop or position indicator, is a mechanical component used in conjunction with a linear guide system. It provides a physical stop or reference point for the movement of a carriage or sliding element along the linear guide.





多V四方模具 Square Multi-V Die



后挡料伺服驱动 Servo Drive Back gauge

ZW-TPBS Series



- Less friction
- Longer lifespan
- Less resistance
- Fast moving speed
- Multi-point control
- Easy gap adjustment
- Less maintenance

Torsion-Bar with Rack Structure

采用钢制扭轴同步机构，结构非常简单，但精度很高。在摆杆的两端，有两个同步装置，因此摆杆的运动始终平行于工作台。
这种结构突出了操作期间平衡运动的效果。

Adopt steel torsion bar synchronization system, the structure is very simple, but the accuracy is very high. At the two ends of the ram, there are two synchronizing devices so that the ram movement is always parallel to the worktable. This structure highlights the effect of balancing motion during operation.

数控系统（标配） （选配/optional）



E310p



E21



TP10



DELEM DA41T



CYBELEC CT8

技术参数 **Technical** Parameter

型号 Type	公称压力 Nominal Force	工作台长度 Worktable Length	立柱间距 Poles Distance	喉口深度 Throat Depth	滑块行程 Slider Travel	最大开启高度 Max Open	主电机功率 Power	外形尺寸 Dimension
	(kN)	(mm)	(mm)	(mm)	(mm)	(mm)	(kw)	LxWxH(mm)
40T/1600	400	1600	1200	200	100	320	5.5	1800x1200x1800
40T/2000	400	2000	1600	200	100	320	5.5	2300x1280x2100
50T/2500	500	2500	1900	200	100	320	5.5	2850x1800x2200
63T/2500	630	2500	1960	250	120	345	5.5	2850x1800x2300
63T/3200	630	3200	2600	250	120	345	5.5	3500x1800x2300
80T/2500	800	2500	1960	250	120	350	5.5	2900x1800x2350
80T/3200	800	3200	2600	250	120	350	5.5	3700x1800x2400
80T/4000	800	4000	3200	250	120	350	5.5	4300x1800x2400
100T/2500	1000	2500	1960	320	120	380	7.5	2900x1800x2450
100T/3200	1000	3200	2600	320	120	380	7.5	3800x1800x2500
100T/4000	1000	4000	3200	320	120	380	7.5	4400x1800x2500
125T/2500	1250	2500	1960	320	120	380	7.5	3000x1800x2500
125T/3200	1250	3200	2600	320	120	380	7.5	3800x1850x2500
125T/4000	1250	4000	3200	320	120	380	7.5	4400x1850x2500
160T/3200	1600	3200	2600	320	200	450	11	3900x1900x2650
160T/4000	1600	4000	3200	320	200	450	11	4500x1900x2650
160T/5000	1600	5000	4000	320	200	450	11	5500x2000x2700
160T/6000	1600	6000	4800	320	200	450	11	6500x2000x3100
200T/3200	2000	3200	2600	350	250	500	15	3900x2000x2650
200T/4000	2000	4000	3200	350	250	500	15	4500x2000x2700
200T/5000	2000	5000	4000	350	250	500	15	5500x2000x2700
200T/6000	2000	6000	4800	350	250	500	15	6500x2000x2800
250T/3200	2500	3200	2600	350	250	520	18.5	3900x2050x2850
250T/4000	2500	4000	3200	350	250	520	18.5	4500x2050x2850
250T/5000	2500	5000	4000	350	250	520	18.5	5500x2050x2850
250T/6000	2500	6000	4800	400	250	520	18.5	6500x2150x2900
300T/3200	3000	3200	2600	400	250	520	22	4000x2100x2980
300T/4000	3000	4000	3200	400	250	520	22	4500x2100x2980
300T/5000	3000	5000	4000	400	250	520	22	5500x2150x2980
300T/6000	3000	6000	4800	400	250	520	22	6500x2150x2980
400T/4000	4000	4000	3200	400	250	540	30	4500x2300x3450
400T/5000	4000	5000	4000	400	250	540	30	5500x2300x3450
400T/6000	4000	6000	4800	400	250	540	30	6500x2300x3550
500T/4000	5000	4000	3200	400	300	620	37	4500x2450x3600
500T/5000	5000	5000	4000	400	300	620	37	5500x2450x3600
500T/6000	5000	6000	4800	400	300	620	37	6500x2500x3700
600T/4000	6000	4000	3200	400	300	620	45	4500x2500x3700
600T/6000	6000	6000	4800	400	300	620	45	6500x2600x3800

参数如有变动，恕不另行通知。Parameters change without notice.
For reference only

ZW-PBC Series

Press Arm Panel Bending Center
折弯中心



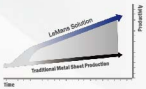

PBC panel bender increases productivity much more than traditional press bending method

性能特点 Feature

- 复杂工件的高度自动化加工
- 环保节能
- ZWHOEPS专利快速夹紧压刀，拆装高效，避免人员伤害
- 机器的主体是由多台机器一起完成的
- 多功能编程支持，多轴同步协作
- 压力臂设计，精度和速度更高

- Highly automated machining of complex workpieces
- Environmental protection and energy saving
- ZWHOEPS patented fast clamping pressure knife, disassembling and assembling efficiently, avoiding personnel injury.
- The body of the machine is finished in one piece by multiple machines
- Versatile programming support, multi-axis synchronized collaboration
- Pressure arm design for higher precision and speed


圆弧 Circular arc


压死边 Hydraulic


回型 Return type


封闭型 Enclosed type


复杂型 Complex type

伺服电控箱 Servo Electric Cabinet

电器元件均采用进口或中外合资生产，符合国际标准，安全可靠。寿命长。抗干扰能力好。

Electrical components are imported or from Sino-foreign joint Venture,in accordance with international standards, reliable safety,long life,good anti-interference ability.



Schneider Electric





Solutions Based on Your Needs

根据您的需求提供解决方案

- Brand New Designed
- High Temperature Tempering
- CNC 13 axes , Closed-loop Bus Control
- 3D import programming

折弯中心主体床身 Bending Center Body

设备核心框架采用优质QT500-7和HT300铸件。
框架经过精密有限元受力分析，采用隐式三角互联设计，极大地保证了高吨位冲击力的稳定性。

The core frame of the equipment adopts high grade QT500-7 and HT300 castings.
The frame is subjected to precise finite element force analysis and adopts implicit triangular interconnection design, which greatly ensures the stability of high tonnage impact force.

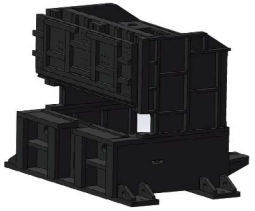

高效率

HIGH EFFICIENCY

高级滚珠丝杆 Superior Ball Screw

弯曲中心的滚珠丝杆确保精确的线性运动和定位，减少摩擦并提高效率，实现平稳、准确的弯曲操作。

The ball screw in the bending center ensures precise linear motion and positioning, reducing friction and enhancing efficiency for smooth and accurate bending operations.





坚固的直线导轨 Robust Linear Guide

直线导轨可使部件运动稳定、精确，确保高精度，减少磨损，延长使用寿命，提高性能。

The linear guide provides stable and precise movement of components, ensuring high accuracy and reducing wear for a longer lifespan and consistent performance.

先进轴承 Advanced Bearing

弯曲中心的高品质轴承最大限度地减少了摩擦和磨损，支持平稳旋转和负载分配，实现可靠高效的运行。

The high-quality bearings in the bending center minimize friction and wear, supporting smooth rotation and load distribution for reliable and efficient operation.





优质减速器 Premium Reducer

折弯中心的减速器提供可控且高效的减速，增强扭矩并确保折弯过程的最佳性能。

The reducer in the bending center provides controlled and efficient speed reduction, enhancing torque and ensuring optimal performance of the bending process.



配置	PBC 05-1400PC1/1400PC3	PBC 05-2000PC1/2000PC3	PBC 05-2500PC1/2500PC3
最快折弯速度	0.2 second/time	0.2 second/time	0.2 second/time
最大折弯宽度	1400mm	2000mm	2500mm
折弯高度	170mm (1400PC1) 300mm (1400PC3)	170mm (1400PC1) 300mm (1400PC3)	170mm (1400PC1) 300mm (1400PC3)
额定电压	380v	380v	380v
电机总功率	38Kw	77Kw	79Kw
平均功率	about 1.9Kw	about 2.6Kw	about 2.9Kw
噪音	about 50dB	about 50dB	about 50dB
外形尺寸	440*190*290cm	510*265*330cm	565*300*340cm
总质量	about 1.5t	about 1.8t	about 2.3t
最大折弯厚度 (更厚级材可定制)	UST 515N/mm² 304 stainless steel 1.5mm UST 410N/mm² cold panel 2.0 mm UST 265N/mm² aluminum panel 3.0mm	UST 515N/mm² 304 stainless steel 1.5mm UST 410N/mm² cold panel 2.0 mm UST 265N/mm² aluminum panel 3.0mm	UST 515N/mm² 304 stainless steel 1.5 mm UST 410N/mm² cold panel 2.0 mm UST 265N/mm² aluminum panel 3.0 mm
最小材料厚度	0.35mm	0.35mm	0.35mm
四边成型最小内尺寸	140*190mm	140*190mm	140*190mm
双边成型最小内尺寸	140mm	140mm	140mm
最大折弯尺寸	1400*1400mm	2000*1500mm	2500*1500mm
轴数	standard synchronized 15 axis	standard synchronized 15 axis	standard synchronized 15 axis
动力合页力	标配	标配	标配

参数如有变动，恕不另行通知。Parameters change without notice. For reference only

QC12K Series

CNC Hydraulic Swing Beam Shear
数控液压摆式剪板机



性能特点 Feature

采用钢板焊接结构，液压传动，氮气缸回程，操作方便，性能可靠，外形美观。

刃口间隙调整有指示牌指示，调整轻便迅速，无级调节。

设有灯光对线装置，并能无级调节上刀架的行程量。

采用栅栏式人身安全保护装置。

后挡料采用 E21S 数控系统，噪音低，精度高。

选配：MD11,E200PS,DAC 310T,DAC 360T,E30,CT 8G。

Steel plate welded structure, hydraulic transmission, nitrogen cylinder return, convenient operation, reliable performance, beautiful appearance.

Edge adjustment signs, adjusts lightly and quickly, continuously variable transmission.

Lighting device on the line, and continuously variable adjustment of upper carrier itinerary.

Fence type safety protection device

Back gauge adopts E21S CNC, with low noise and high precision.

Option:MD11,E200PS,DAC 310T,DAC 360T,E30,CT 8G.



刀片间隙快速调整装置
Fast Blade Gap Adjustment Device



品牌油泵
Brand Oil Pump



后挡料电机
Back Gauge Motor



前工作台

内置弹簧结构的压料缸，其下端配有特殊材质垫片，以避免在铝合金或其他敏感材料上留下印痕。

Front Worktable

Built-in spring structure, where the lower part with special material gaskets, to avoid leaving trace line on aluminum alloy or other sensitive material.

滚动式钢球的使用，可减少摩擦阻力，保证工件表面不被划伤；

Using rolling steel ball, reduces friction, ensure the work piece surface is not scratched.

优质剪切刀片

采用优质合金工具钢材质制造，能够满足剪切时的冲击载荷和高耐磨性的要求。

Good Quality Blades

Using good quality alloy tool steel to meet shear impact loading and high abrasion resistance requirement.



QC11K Series

CNC Hydraulic Guillotine Shear
数控液压闸式剪板机



性能特点 Feature

整机采用全钢板焊接结构，振动消除应力，具有很好的刚性与稳定性。

采用先进的液压集成阀组。结构紧凑，减少管路连接，提高了系统的可靠性与易维修性。

串联油缸使机床在剪切时，剪切角不会变动。

蓄能器回程平稳，迅速。

刀片间隙手动调整，准确，迅速，方便。

剪切角可调，减少板料扭曲变形。

电动后挡料，位置显示器，方便又准确。

滚动托料球，减少板料划伤，并可减少摩擦阻力。

Integrated steel sheet welded structure, eliminate stress by vibration, with good rigidity and stability.

Adopt advanced hydraulic integrated valve unit with compact-structure, minimized pipe connection, in order to improve the reliability of the system and easy for maintain.

Serial linked oil cylinder, so the angle of shear will not change during the operation of Shear.

Accumulator return is smooth and swift.

Manual adjustment of blade gap, accurate, rapid and convenient

The angle of shear is adjustable, minimize distortion of plate.

Motorized back gauge, position display to improve its precision and convenience.

Rolling material support ball in order to minimize scuffing as well as friction resistance.



品牌液压系统 Hydraulic System

液压传动，运行平稳可靠，有效减少液压油渗漏带来的问题。

Hydraulic drive,smooth,reliable,effectively reducing the problems caused by hydraulic oil leakage.

Rexroth
Bosch Group



高精度后挡料 Backgauge

精密滚珠丝杆，保证定位精度；设计独特的同步传动机构，稳定可靠；可选配高性能伺服电机驱动。

Accuracy ball screw,to ensure the stop position precision;Synchronous transmission construction of unique design,stable and reliable;Optional servo motor.



垂直度调整及前定位
Vertical adjustment and front stop position device



后挡料伺服电机(伺服款系统标配)
Servo motor(standard configuration of servo system)



刀片间隙快速调整装置
Fast blade gap adjustment device



角度侧定位装置(选配)
Angle protractor positioning device (optional)



气动后托料(选配)
Pneumatic sheet support system (optional)



后光幕(选配)
Sick light barrier (optional)

摆式剪板机可选数控 / Optional CNC SYSTEM



香港三源 MD11

高品位动感显示屏人性化
免费试功能，可根据价钱购买
安装型位，PC兼容，一步到位
可以编辑3个产品，每个产品可以输入4个工步。
一键恢复出厂设置，具备不相干参数隔离参数。
圆柱数据表，计数器入性化。



荷兰DELEM DAC 360T

图形式软件
简单式编程界面
后档指针控制，退让功能
单位角度的编程控制
剪切行程限制
余数自动可以开动移动
压力控制
倾斜度检测
返回到原点位置功能
倾料支撑功能



香港三源 E30

7寸高清彩色显触摸屏
简单式编程界面
配置更新级
CANopen总线控制方式，完全闭环千忧位位调整
支持角度编辑，系统自动计算板材折弯深度
滑块位置控制
后挡料位置控制
模拟折弯位置
20个程序，每个程序20工步
初级功能
断电记忆



CYBTOUCH 8 G

大屏幕，高清画质双对比度控触屏系统
模块界面，编辑显示和小型控制器
Easy Cut折弯单步和非常方便
编辑可以把重复的参数存储起来简单
在线帮助和模拟监控显示参考折弯图非常友好
支持多种语言
使用PC或者笔记本可以通过无线软件升级和存储数据

摆式剪板机技术参数 / Technical parameters

型号 Model	可剪板厚 Cutting Thickness	可剪板宽 Width	剪切角 Cutting Angel	材料强度 Material Intension	后挡料行程 Backgauge travel	剪切次数 Cutting Times	主电机功率 Power	外形尺寸 Overall Dimension
TYPE	(mm)	(mm)	(°)	(KN/CM)	(mm)	(T/min)	(kw)	LxWxH(mm)
4x2500	4	2500	1°30′	≤450	20-600	16	5.5	3040x1610x1620
4x3200	4	3200	1°30′	≤450	20-600	14	5.5	3840x1610x1620
4x4000	4	4000	1°30′	≤450	20-600	10	5.5	4640x1610x1620
4x6000	4	6000	1°30′	≤450	20-600	8	7.5	6460x2100x1200
6x2500	6	2500	1°30′	≤450	20-600	14	7.5	3040x1610x1620
6x3200	6	3200	1°30′	≤450	20-600	12	7.5	3840x1610x1620
6x4000	6	4000	1°30′	≤450	20-600	8	7.5	4620x1750x1700
6x5000	6	5000	1°30′	≤450	20-600	6	11	5400x1800x1900
6x6000	6	6000	1°30′	≤450	20-600	5	11	6480x2100x2300
8x2500	8	2500	1°30′	≤450	20-600	10	11	3040x1700x1700
8x3200	8	3200	1°30′	≤450	20-600	8	11	3860x1700x1700
8x4000	8	4000	1°30′	≤450	20-600	8	11	4640x1700x1700
8x5000	8	5000	1°30′	≤450	20-600	8	11	5400x2100x2000
8x6000	8	6000	1°30′	≤450	20-600	8	11	6480x2100x2350
10x2500	10	2500	2°	≤450	20-600	9	11	3040x1700x1700
10x3200	10	3200	2°	≤450	20-600	9	11	3860x1700x1700
10x4000	10	4000	2°	≤450	20-600	8	11	4650x2100x2000
10x6000	10	6000	2°	≤450	20-1000	5	15	6500x2100x2300
12x2500	12	2500	2°	≤450	20-600	9	18.5	3140x2150x2000
12x3200	12	3200	2°	≤450	20-600	9	18.5	3880x2150x2000
12x4000	12	4000	2°	≤450	20-600	8	18.5	4680x2150x2000
12x5000	12	5000	2°	≤450	20-750	6	18.5	5900x2150x2000
12x6000	12	6000	2°	≤450	20-750	5	18.5	6900x2600x2700
12x8000	12	8000	2°	≤450	20-1000	5	18.5	9000x3500x3500
16x2500	16	2500	2°30′	≤450	20-600	9	22	3140x2150x2000
16x3200	16	3200	2°30′	≤450	20-600	8	22	3880x2150x2000
16x4000	16	4000	2°30′	≤450	20-600	8	22	4650x2150x2200
16x5000	16	5000	2°30′	≤450	20-750	6	22	5900x2600x2700
16x6000	16	6000	2°30′	≤450	20-750	5	22	6900x2700x2700
16x8000	16	8000	2°30′	≤450	20-1000	5	22	9000x3500x3500
20x2500	20	2500	3°	≤450	20-1000	8	22	3440x2300x2500
20x3200	20	3200	3°	≤450	20-1000	8	22	4150x2350x2700
20x4000	20	4000	3°	≤450	20-1000	5	22	4850x2600x2700
20x6000	20	6000	3°	≤450	20-1000	4	30	6700x3000x3000
25x2500	25	2500	3°	≤450	20-1000	8	37	3200x2700x2900
25x3200	25	3200	3°	≤450	20-1000	5	37	4200x2700x2900
30x2500	30	2500	3°	≤450	20-1000	4	37	3300x2900x3000
30x3200	30	3200	3°30′	≤450	20-1000	4	40	4200x2900x3200
40x2500	40	2500	4°	≤450	20-1000	3	55	3200x3300x3000
40x3200	40	3200	4°	≤450	20-1000	3	55	4300x3300x3200

参数如有变动，恕不另行通知。Parameters change without notice.
For reference only

闸式剪板机可选数控 / Optional CNC SYSTEM



南京ESTUN E21S

前挡料控制
控制参数和机床型号匹配
智能定位
页面可编辑数字输出
工件计数
4个程序存储，每个程序3步
单边定位
退让功能
参数一键备份与恢复
公测制



荷兰DELEM DAC 360T

图形式软件
简单式编程界面
后档指针控制，退让功能
剪切角度和时间控制
剪切行程限制
余数自动可以开动移动
压力控制
倾斜度检测
返回到原点位置功能
后挡支撑功能



香港三源 E30

7寸高清彩色显触摸屏
简单式编程界面
配置更新级
CANopen总线控制方式，完全闭环千忧位位调整
支持角度编辑，系统自动计算板材折弯深度
滑块位置控制
后挡料位置控制
模拟折弯位置
20个程序，每个程序20工步
初级功能
断电记忆



CYBTOUCH 8 G

大屏幕，高清画质双对比度控触屏系统
模块界面，编辑显示和小型控制器
Easy Cut折弯单步和非常方便
编辑可以把重复的参数存储起来简单
在线帮助和模拟监控显示参考折弯图非常友好
支持多种语言
使用PC或者笔记本可以通过无线软件升级和存储数据

闸式剪板机技术参数 / Technical parameters

型号 Model	可剪板厚 Cutting Thickness	可剪板长 Cutting Length	剪切角 Angle Range	后挡料行程 Backgauge Stroke	长度 Overall Length	宽度 Overall Width	高度 Overall Height	主电机 Main Power
TYPE	(mm)	(mm)	(°)	(mm)	(mm)	(mm)	(mm)	(Kw)
6x2500	6	2500	1-3	750	3140	1740	2040	7.5
6x3200	6	3200	1-3	750	3750	1770	2150	7.5
6x4000	6	4000	1-3	750	4830	1840	2150	11
6x5000	6	5000	1-3	750	5830	1840	2150	11
6x6000	6	6000	1-3	750	6480	2100	2300	11
8x2500	8	2500	1-3	750	3040	1700	1700	11
8x3200	8	3200	1-3	750	3860	1700	1700	11
8x4000	8	4000	1-3	750	4640	1700	1700	11
8x5000	8	5000	1-3	750	5400	2400	2000	11
8x6000	8	6000	1-3	750	6480	2100	2350	11
8x8000	8	8000	1-3	750	8580	2130	2350	11
10x2500	10	2500	1-3	750	3040	1800	1700	15
10x3200	10	3200	1-3	750	3850	1830	1900	15
10x4000	10	4000	1-3	750	4650	2100	2000	15
10x5000	10	5000	1-3	750	5750	2100	2000	15
10x6000	10	6000	1-3	750	6500	2100	2300	15
10x8000	10	8000	1-3	750	6800	2100	2300	15
12x2500	12	2500	1-3	750	3285	1830	2390	15
12x3200	12	3200	1-3	750	3855	1830	2390	18.5
12x4000	12	4000	1-3	1000	4850	1830	2390	18.5
12x6000	12	6000	1-3	1000	6850	1930	2650	18.5
12x8000	12	8000	1-3	1000	8950	2130	2850	18.5
12x9000	12	9000	1-3	1000	9980	2300	2950	18.5
12x10000	12	10000	1-3	1000	11050	2500	3100	18.5
16x2500	16	2500	1-3	1000	3440	1940	2830	22
16x3200	16	3200	1-3	1000	4010	1940	2830	22
16x4000	16	4000	1-3	1000	5010	1980	2830	22
16x5000	16	5000	1-3.5	1000	5900	2600	2830	22
16x6000	16	6000	1-3.5	1000	6900	2700	2830	22
16x8000	16	8000	1-3.5	1000	8900	2900	3430	22
20x2500	20	2500	1-3.5	1000	3440	1980	2830	30
20x3200	20	3200	1-3.5	1000	4010	1900	2830	30
20x4000	20	4000	1-3.5	1000	4850	2600	2900	30
20x6000	20	6000	1-3.5	1000	6700	3000	3000	30
30x2500	30	2500	1-3.5	1000	3440	1900	2830	37
30x3200	30	3200	1-3.5	1000	4200	1900	3000	37
40x2500	40	2500	1-3.5	1000	3440	2000	3000	37

参数如有变动，恕不另行通知。Parameters change without notice.
For reference only

ZW-A Series

Open-type Double-drive Fiber Laser Cutting Machine
敞开式双驱光纤激光切割机



性能特点 Feature

专业的机械设计、新颖的外观造型、多项专利技术，加工精细化程度高、速度快、切缝小、断面光滑、操作简便、能耗低，适合大批量连续加工，凸显切割竞争优势。

It is a professional machine design, novel appearance and many patented technologies. It has the advantages of high speed, small slit, smooth section, easy operation, low energy consumption , suitable for continuous processing in large quantities, and highlighting cutting competitive advantages.

床身钢板焊接 高温淬火
Steel Plate Welding

减震性能好，应力变形小，精度 10 年保持不变，稳定性高。

The shock absorption performance is good, the stress and deformation are small, the accuracy remains unchanged for 10 years, and the stability is high.



智能可视化激光控制系统
Control System

直观调节激光功率、气体类型及压力；智能寻边，自动定位；支持多类型文件导入，智能排版，顺序自动生成，过程员图显示，操作简单便捷。

The laser power, gas type and pressure can be adjusted directly;Intelligent edge search, automatic positioning; support multi type file import, intelligent typesetting, automatic generation in sequence, process spirit map display, simple and convenient operation.



品牌激光切割头
Brand Laser Head

无需人工手动调焦，软件自动调节聚焦镜，操作更简单，是人工速度的十倍。

Without manual focusing, the software automatically adjusts the focusing lens, which makes the operation easier and ten times the manual speed.



型号 Model	ZW-3015A	ZW-4015A	ZW-4020A	ZW-6015A	ZW-6020A	ZW-6025A	ZW-8025A
加工范围 Processing range	3000*1500mm	4000*1500mm	4000*2000mm	6000*1500mm	6000*2000mm	6000*2500mm	8000*2500mm
X轴行程 X-axis travel	1500mm	1500mm	2000mm	1500mm	2000mm	2500mm	2500mm
Y轴行程 Travel Y-axis	3000mm	4000mm	4000mm	6000mm	6000mm	6000mm	8000mm
Z轴行程 Z-axis travel	140mm	140mm	140mm	140mm	140mm	140mm	140mm
激光功率 laser power	1000/1500/2000/3000/4000/6000/8000/10000/12000/15000/20000W/其他						
X/Y轴定位精度 X / Y axis positioning accuracy	≤±0.03mm/min						
X/Y轴重复定位精度 X / Y axis repeated positioning accuracy	≤±0.02mm/min						
最大定位速度 Max. positioning speed	120m/min						

参数如有变动，恕不另行通知。Parameters change without notice.

ZW-B Series

Exchange Worktable Fiber Laser Cutting Machine
交换台大包围光纤激光切割机



性能特点 Feature

全新封闭式设计，双工作台快速交换，可边加工边下料，速度快、切缝小、断面光滑、操作简便、能耗低，适合大批量连续加工，凸显切割竞争优势。

The new closed design, double table fast exchange, while processing edge cutting, fast, small slit, smooth section, easy operation, low energy consumption, suitable for large quantities of continuous processing, highlighting cutting competitive advantage.

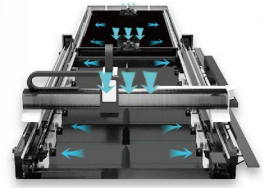

交换工作台

双台独立运动无关联，精度互不影响，清渣更便捷；配合双锥销定位，一步到位，分毫不差；工作台采用双电机驱动，交换平稳速度快。

Exchange Table

The independent movement of the two platforms is irrelevant, the accuracy does not affect each other, and the slag removal is more convenient; With double taper pin positioning, it can be in place in one step without difference; The worktable is driven by double motors, with stable exchange and high speed.

抽风系统 分区飓力抽风

抽风系统左右分区，吸力集中，双侧大口径抽风管道，排烟顺畅；正向风压，上压下吸，强力抽风系统，环保无污染。

Exhaust System Zonal Hurricane Extraction

The exhaust system is divided into left and right zones, with concentrated suction, large-diameter exhaust pipes on both sides, and smooth smoke exhaust; Positive wind pressure, upper pressure and lower suction, strong suction system, environmental protection and no pollution.



型号 Model	ZW-3015B	ZW-4015B	ZW-4020B	ZW-6015B	ZW-6020B	ZW-6025B	ZW-8025B	ZW-12025B
加工范围 Processing range	3000*1500mm	4000*1500mm	4000*2000mm	6000*1500mm	6000*2000mm	6000*2500mm	8000*2500mm	12000*2500mm
X轴行程 X-axis travel	1500mm	1500mm	2000mm	1500mm	2000mm	2500mm	2500mm	2500mm
Y轴行程 Travel Y-axis	3000mm	4000mm	4000mm	6000mm	6000mm	6000mm	8000mm	12000mm
Z轴行程 Z-axis travel	250mm	250mm	250mm	250mm	250mm	250mm	250mm	250mm
激光功率 Laser power	1000W-2000W							
X/Y轴定位精度 X / Y axis positioning accuracy	≤±0.03mm/min							
X/Y轴重复定位精度 X / Y axis repeated positioning accuracy	≤±0.02mm/min							
最大定位速度 Max. positioning speed	120m/min							

参数如有变动，恕不另行通知。Parameters change without notice.
For reference only

ZW-C Series

Tube & Plate Fiber Laser Cutting Machine
板管一体光纤激光切割机







性能特点 Feature

多功能板材和管材切割，欧洲标准，环保高效

床身由多设备一体式精加工而成

切割范围广，功能多样

高切割效率，高加工精度

安全性高，减少激光辐射，碎屑溅射

配备集尘装置，环保无烟尘

Multi-functional plate and pipe cutting, European standard,environmental and efficient

The body of the machine is finished in one piece by multiple machines

Wide cutting range and versatility

High cutting efficiency, high processing accuracy

High safety,reduced laser radiation,debris spattering

Equipped with dust collection device, environmentally friendly and smoke-free

ZWHOPES



专用支撑架
Special support



气动卡盘

气动夹紧，夹紧力大且恒定，保证管材不松动不打滑，保证切割精度；备凹轮支撑架，防止管材下垂变形，提高切割精度的同时延长卡盘使用寿命。

Pneumatic Chuck

Pneumatic damping, with large and constant damping force, ensures that the pipe is not loose and does not slip, and ensures the cutting accuracy; the concave wheel support frame is prepared to prevent the pipe from sagging and deformation, improve the cutting accuracy and extend the service life of the chuck.

品牌光纤激光器

采用风冷紧凑型结构设计，以半导体光纤作激光发生介质，绿色环保，机械结构简单，光路恒定，基本免维护，切割性能稳定。

Brand Fiber Laser

Adopts air-cooled compact structure design, semiconductor fiber as laser generation medium, green environmental protection, simple mechanical structure, constant optical path, basically maintenance free, stable cutting performance.



型号 Model	ZW-3015C	ZW-4020C	ZW-6020C	ZW-6025C
切割范围 Cutting range	3000*1500mm	4000*2000mm	6000*2000mm	6000*2500mm
切管长度 Pipe cutting length	6000mm	6000mm	6000mm	6000mm
卡盘直径 Chuck diameter	220/320mm	220/320mm	220/320mm	220/320mm
激光功率 Laser power	1000W~20000W	1000W~20000W	1000W~20000W	1000W~20000W
最大定位加速度 Max. positioning acceleration	10m/s²	10m/s²	10m/s²	10m/s²
定位精度 Positioning accuracy	±0.02mm/m	±0.02mm/m	±0.02mm/m	±0.02mm/m
重复定位精度 Reposition accuracy	±0.03mm	±0.03mm	±0.03mm	±0.03mm

参数如有变动，恕不另行通知。Parameters change without notice.
For reference only

ZW-L Series

Ground-rail Laser Cutting Machine
地轨式大型激光切割机



性能特点 Feature

- 专业切割大幅面厚板
- 床身由多设备一体式精加工而成
- 切割幅面更大
- 承载能力更强
- 切割效率更高
- 维护成本较低
- 采用知名品牌核心部件
- 运行稳定无晃动

- Special cutting of large-format thick plates
- The body of the machine is finished in one piece by multiple machines
- Larger cutting widths
- Higher load carrying capacity
- Higher cutting efficiency
- Lower maintenance costs
- Well-known brand core components
- Stable operation without shaking



地轨式分段床身，随心定制加工幅面

采用地轨式分段床身，可以根据客户需求定制更大的加工幅面。

Track-type segmented bed, customized processing area

The use of a floor-rail segmented bed allows for customization of larger processing areas according to customer needs.

高负压自动分区除尘设计

采用高负压自动分区除尘设计，可减少机器在工作过程中产生的烟尘，满足客户环保生产的需求。

High negative pressure automatic partition dust removal design

The high negative pressure automatic zone dust removal design can reduce the smoke and dust generated by the machine during operation and meet customers' needs for environmentally friendly production.





ZW-L Series
Beam-enclosed Ground-rail
Laser Cutting Machine
横梁包围式地轨型大型激光切割机

ZW-D Series

Tube Fiber Laser Cutting Machine
专业管材光纤激光切割机



前气动卡盘
Front Pneumatic Chuck



后气动卡盘
Rear Pneumatic Chuck



自动支撑架
Automatic Support



性能特点 Feature

- 专用管材激光切割机,共有 7 个轴组成
- 可实现圆管、方管、矩形管、椭圆管等各种管材的切割
- 实现 6 米管材的一次性形成加工，可选配 9 米、12 米等不同管长、管径切管机
- 设备匹配了送料轴与拉料轴，可大大减小加工尾料的浪费
- 能在主管上切割多个不同方向、不同直径的管材
- 能切割变角度坡口面
- 被业界称为切管神机、带料专家。

- The special pipe laser cutting machine consists of 7 shafts
- It can realize the cutting of round, square, rectangular and elliptical pipes
- It can realize the one-time forming and processing of 6-meter pipe, and can be equipped with 9-meter and 12-meter pipe cutting machines with different pipe lengths and diameters
- The equipment is matched with feeding shaft and pulling shaft, which can greatly reduce the waste of processing tailings
- It can cut multiple pipes with different directions and diameters on the main pipe
- It can cut variable angle groove surface
- It is known as pipe cutting machine and material expert in the industry.



自动化上料系统

搭配半自动或全自动上下料系统，减少对人工的依赖，降低操作人员的劳动强度，令切管如此轻松。

Automatic Feeding System

With semi-automatic or full-automatic loading and unloading system, reduce the dependence on labor, reduce the labor intensity of the operator, make the pipe cutting so easy.



型号 Model	ZW-6022D	ZW-6032D
切管长度 Pipe cutting length	6000mm	6000mm
卡盘直径 Chuck diameter	220mm	320mm
激光功率 Laser power	<6000W	<6000W
最大定位加速度 Max. positioning acceleration	10m/s²	10m/s²
定位精度 Positioning accuracy	±0.02mm/m	±0.02mm/m
重复定位精度 Reposition accuracy	±0.03mm	±0.03mm
旋转轴速度 Rotation axis speed	80rmp	80rmp

参数如有变动，恕不另行通知。Parameters change without notice.
For reference only

ZW-W Series

Handheld Laser Welding Machine
手持式激光焊接机

手持式激光焊接机，用手持式焊接枪替代以前固定光路，手拿焊接，灵活方便，焊接距离不受约束；配备专业的焊接软件，主要针对远距离、大工件的激光焊接；热影响区域小、不变形、不发黑；焊接深度大，焊接牢固；满足各类型金属板的焊接需求。

Hand held laser welding machine, which uses hand-held welding gun to replace the previous fixed optical path. Hand held welding is flexible and convenient, and the welding distance is not restricted; Equipped with professional welding software, mainly for laser welding of long-distance and large workpieces; Small heat affected area, no deformation and blackening; Large welding depth and firm welding; Meet the welding requirements of various types of metal plates.





无需专业焊工	使用成本低，普通人都可以操作，无需花费高额的培训成本	**适用范围广**	薄不锈钢板、铁板、镀锌板、铝板等金属材料皆可焊接
加工质量优	焊接平面度高，工件变形小，无焊疤，焊缝漂亮	**操作简单**	手持焊接头采用人体工程学设计，方便握持，上手即可焊接
加工效率高	焊接速度快，工作效率提高 3-5 倍	**多种操作模式**	拼焊、叠焊、角焊、立焊等



小巧美观 便于移动

采用一体化机身 便于四处移动焊接大型工件

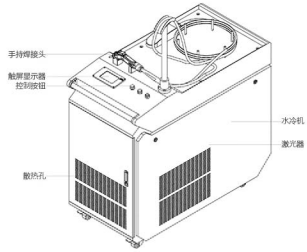

摆动式激光焊接头

焊枪小巧360度任意焊接 真正做到面面俱到

造型轻便，握感舒适，一手轻松掌握，操作简单易上手。焊缝美观，速度快，可配丝嘴组件和多种角度铜嘴，满足不同产品焊接需求。

It is light in shape, comfortable in grip, easy to master and easy to operate. It can be equipped with wire nozzle components and copper nozzles with various angles to meet the welding requirements of different products.

项目	ZW-1000W	ZW-1500W	ZW-2000W
最大激光功率	1000W	1500W	2000W
熔深(不锈钢，1m/min)	3mm	4.5mm	6mm
熔深(碳钢，1m/min)	3mm	4.5mm	6mm
熔深(铝合金，1m/min)	2mm	3mm	4mm
自动加丝	Φ0.8-1.2焊丝	Φ0.8-1.6焊丝	Φ0.8-1.6焊丝
整机耗电功率	≤3KW	≤4.5KW	≤6KW
冷却方式	自带水冷	自带水冷	自带水冷
电力需求	220V	220V	380V
氩气或氮气保护(客户自备)	20升/分钟	20升/分钟	20升/分钟
设备尺寸	0.8*1.2*1.2m	0.8*1.2*1.2m	0.8*1.2*1.2m
设备重量	≈150KG	≈170KG	≈185KG

参数如有变动，恕不另行通知。Parameters change without notice. For reference only

ZWHOPES

ZW-V Series

Gantry Servo V Grooving Machine
全伺服数控龙门刨槽机

龙门式，上下料方便。
气冷无环境污染，3+1 轴数控，伺服控制，实现全自动运行加工，提高刨槽加工精度。
采用进口液压控制系统作为动力，压力大，紧固可靠，噪音低，能耗小。
采用精研磨齿轮，45 钢锻件调质斜齿条导轨传动，移动速度可变频调整，切削过程平稳。
数控程序设计合理，易于掌控，只须输入加工尺寸即可完成。
根据材质的不同，可用旋钮调整加工速度，便于操作人员操作。

Gantry type, convenient for loading and unloading.
Air cooling without environmental pollution, 3 + 1 axis numerical control, servo control, realize automatic operation processing, improve groove machining accuracy.
The imported hydraulic control system is used as power, with high pressure, reliable fastening, low noise and low energy consumption.
Precision grinding gear, 45 steel forging quenching and tempering helical rack guide rail drive, the moving speed can be adjusted by frequency conversion, and the cutting process is stable.
The NC program design is reasonable, easy to control, and can be completed only by inputting the processing size.
According to different materials, the processing speed can be adjusted by knob, which is convenient for operators.



机床型号 Model	开槽板料最大宽度(mm) Max Grooving width	开槽板料最大长度(mm) Max Grooving length	开槽板料最大高度 (不锈钢板料不锈度小于3mm) Max Grooving height (Fatness of stainless steel sheet is less than 3mm)	开槽板料最小厚度(mm) Max Grooving thickness	V型槽距边最小距离(mm) Min distance between V-groove and edge	切削速度 m/min (max) Cutting speed
3200*1250	1250	3200	4.5	0.5	8	75
4000*1250	1250	4000	4.5	0.5	8	75
4000*1500	1500	4000	4.5	0.5	8	75
5000*1250	1250	5000	4.5	0.5	8	75
5000*1500	1500	5000	4.5	0.5	8	75
6000*1250	1250	6000	4.5	0.5	8	75
6000*1500	1500	6000	4.5	0.5	8	75

进口合金刀架
Imported Alloy Turret

优质钢材经淬火工艺加工，提高整体刀体的强度和表面质量，耐高温，提高刀体使用寿命和抗震，硬度高，锋利度高，坚固耐用。

High quality steel is processed by quenching process to improve the strength and surface quality of the overall tool body, high temperature resistance, improve the service life and earthquake resistance of the tool body, high hardness, high sharpness, firmness and durability.



台湾亿圆数控系统
Taiwan HUST CNC System

触摸显示屏，操作界面更易懂，集合多种高级功能，满足更多复杂工艺要求，轻松实现高效生产。

The touch screen makes the operation interface easier to understand, integrates a variety of advanced functions, meets more complex process requirements, and easily realizes efficient production.









刀架左右移动分辨率(mm) Resolution of tool carrier moving left and right	定位精度(mm) Positioning accuracy	刀架上下移动分辨率(mm) Resolution of tool carrier moving up and down	定位精度(mm) Positioning accuracy	主伺服电机功率(kw) Power of main servo motor	液压系统工作压力(Mpa) Hydraulic system working pressure	机床尺寸(长*宽*高) Machine size (L * W * H)
0.001	±0.01	0.001	±0.01	5.5	7-9	5300*2300*1700
0.001	±0.01	0.001	±0.01	5.5	7-9	6100*2300*1700
0.001	±0.01	0.001	±0.01	5.5	7-9	6100*2600*1700
0.001	±0.01	0.001	±0.01	5.5	7-9	7100*2300*1700
0.001	±0.01	0.001	±0.01	5.5	7-9	7100*2600*1700
0.001	±0.01	0.001	±0.01	5.5	7-9	8100*2300*1700
0.001	±0.01	0.001	±0.01	5.5	7-9	8100*2600*1800

参数如有变动，恕不另行通知。Parameters change without notice.
For reference only

ZW-V Series

Vertical Servo V Grooving Machine
全伺服数控立式刨槽机

ZW-V 系列刨槽机是传统刨槽机的升级产品。
采用框架式结构，高强度螺栓连接，整体刚性好，变形小。
该系列横梁固定不动，工件由后送料机构送进，工作台面采用碳素工具制作，高频表面淬火后硬度达 55-60Hc（普通台面<30nrC）使工作台硬度远大于不锈钢硬度，解决了传统机型因工作台面硬度低出现沟痕的现象，保证工作台面平面度≤+0.02，彻底解决因工作台面变形降低 V 型槽精度的问题，延长了设备的使用寿命。
工作台前后均设有托料装置，防止加工过程中板料划伤。

The ZW-V series grooving machine is an upgraded product of traditional grooving machine.
It adopts frame structure and high-strength bolt connection, with good overall rigidity and small deformation.
The worktable is made of carbon tools. After high frequency surface quenching, the hardness of the worktable reaches 55-60hc (ordinary table surface < 30hc), which makes the hardness of the worktable much greater than that of the stainless steel, It solves the problem of groove mark in traditional machine due to low hardness of worktable, ensures the flatness of worktable ≤ +0.02, thoroughly solves the problem of reducing V-groove precision due to worktable deformation, and prolongs the service life of the equipment.
The front and rear of the worktable are equipped with material supporting device to prevent the sheet metal from being scratched in the process of processing.



机床型号 Model	开槽板料最大宽度(mm) Max Grooving width	开槽板料最大长度(mm) Max Grooving length	开槽板料最大高度 (不锈钢板料平面度小于3mm) Max Grooving height (Flatness of stainless steel sheet is less than 3mm)	开槽板料最小厚度(mm) Max Grooving thickness	V型槽距边最小距离(mm) Min distance between V-groove and edge	切削速度 m/min (max) Cutting speed
3200/1250	1250	3200	4	0.5	8	55
3200/1500	1500	3200	4	0.5	8	55
4000/1250	1250	4000	4	0.5	8	55
4000/1500	1500	4000	4	0.5	8	55

ZWHOPES

多种刨削模式随意切换
Various planing modes can be switched freely

可执行单向刨削、双向刨削、定向刨削等多种刨削自动程序，由伺服电机驱动刀架座，进刀精度 ±0.01mm。

It can execute various automatic planing programs such as one-way planing, two-way planing and directional planing. The tool holder seat is driven by the servo motor, and the feed accuracy is ±0.01mm.



自动送料平台
Automatic Feeding

伺服电机驱动，双丝杆同步传动，确保高度平行。

Servo motor drive, double screw synchronous transmission, to ensure the height of parallel.









刀架左右移动分辨率(mm) Resolution of tool carrier moving left and right	定位精度 (mm) Positioning accuracy	刀架上下移动分辨率(mm) Resolution of tool carrier moving up and down	定位精度 (mm) Positioning accuracy	主伺服电机功率(kw) Power of main servo motor	液压系统工作压力(Mpa) Hydraulic system working pressure	机床尺寸 (长*宽*高) Machine size (L * W * H)
0.001	±0.01	0.001	±0.01	3	6-8	4800*2650*2100
0.001	±0.01	0.001	±0.01	3	6-8	4800*2850*2100
0.001	±0.01	0.001	±0.01	3	6-8	5850*2650*2100
0.001	±0.01	0.001	±0.01	3	6-8	5850*2850*2100

参数如有变动，恕不另行通知。Parameters change without notice.
For reference only

ZWHOPES

J23/J21 Series

Single Crank C Frame Power Press Machine
开式可倾/固定台深喉口压力机

J23/J21 系列压力机是普通型开式可倾式 / 固定台式压力机，其结构简单，操作方便，性能可靠，采用刚性转键式离合器，使用维修方便。

J21 系列压力机是加大喉口深度的开式固定台压力机，工作空间大，广泛适用于大尺寸板料的冲压加工。均采用钢板焊接机身，强度和刚度都很高 J21-10~160 是在 J21 系列压力机基础上演变而来，采用刚性转键式离合器，操作维修方便。

J23/J21 series power press machine is normal open inclinable/fixed table type press machine, simple structure, easy operation, reliable performance, adopt rigid rotating key clutch, easy for maintenance.

J21 series power press machine is deepen throat open type fixed table press, large working space, widely used for punching and pressing large size plate, the body is steel plate welded, high strength and stiffness, the J21-10~160 is developed on the basis of J21 series press, adopt rigid rotating key clutch, easy for operating and maintenance.











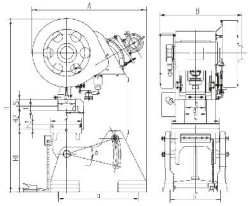

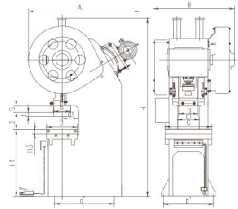

型 号	J23-16	J23-25	J23-40	J23-63	J23-80	J23-100	J23-125	J23-200	J23-250
公称力（KN）	160	250	400	630	800	1000	1250	2000	2500
滑块行程（mm）	50	70	80	80	100	100	140	145	145
滑块行程次数（次/min）	110	65	50	50	50	40	38	38	38
最大装模高度（mm）	170	200	220	250	270	300	370	420	410
装模高度调节量（mm）	30	30	45	50	60	80	100	100	100
滑块中心至机身距离（mm）	160	200	220	250	260	310	395	400	400
工作台板尺寸(前后×左右)(mm)	320×460	350×520	390×630	420×650	470×750	570×860	740×1150	780×1250	780×1300
模柄孔尺寸(直径×深度)(mm)	φ40×60	φ40×60	φ50×70	φ50×70	φ60×80	φ60×80	φ60×85	φ60×85	φ60×85
工作台板厚度（mm）	45	50	70	70	80	80	110	120	130
滑块底面尺寸(前后×左右)(mm)	120×180	170×220	210×250	240×280	260×300	360×400	360×410	410×500	410×500
电机功率（kw）	1.5	3	4	5.5	5.5	7.5	11	15	15
外形尺寸(前后×左右×高度)(mm)	1130×830×1180	1120×860×2220	1450×1100×2250	1740×1130×2520	1785×1265×2850	1940×1490×2850	2550×1780×3600	2545×2010×3800	2740×2280×3850

型 号	J21-25	J21-40	J21-63	J21-80	J21-100	J21-160
公称力（KN）	250	400	630	800	1000	1600
滑块行程（mm）	70	80	80	100	100	160
滑块行程次数（次/min）	70	50	50	50	40	50
最大装模高度（mm）	200	230	250	270	300	500
装模高度调节量（mm）	30	40	50	60	80	110
滑块中心至机身距离（mm）	710	710	710	800	800	950
工作台板尺寸(前后×左右)(mm)	400×600	420×650	440×670	470×750	570×860	740×1300
模柄孔尺寸(直径×深度)(mm)	φ40×60	φ50×70	φ50×70	φ60×80	φ60×80	φ65×90
工作台板厚度（mm）	50	70	70	80	80	110
滑块底面尺寸(前后×左右)(mm)	170×220	210×250	240×280	260×300	360×400	800×1300
电机功率（kw）	3	4	5.5	5.5	7.5	15
外形尺寸(前后×左右×高度)(mm)	1620×800×1950	1730×1100×2300	1980×1100×2390	2360×1265×2450	2220×1490×2700	2200×1545×3350

参数如有变动，恕不另行通知。Parameters change without notice.
For reference only

JH/JF21 Series

Pneumatic Punching Machine
气动冲床

采用启动摩擦离合器和制动器，结合平稳，磨损少，寿命长；
电器采用 PLC 控制，具有寸动，单次和连续操作规范；
滑块装有压曙式保险，超载是保险器补压塌从而保证整机不受损坏；
具有通用性、精度高、性能可靠，便于操作的优点；
配备自动送料装置可实现自动化冲压作业。

Using of the pneumatic friction clutch and brake gets smooth combination, less abrasion, long service life;
PLCcontrolled electrical has the operation specification of inching, single and continuous;
The slider is fitted with light type safety, overload is protector is collapse, which guarantees the machine from being damaged
Has the advantages of versatility, high precision, reliable performance, easy operation;
Automatic feeding device can realize the automation of punching operation.











超刚性台身
Super Rigid Frame

结构钢性最佳化
冲压制品精度大幅提升
模具寿命有效延长

Structural rigidity optimization
The precision of stamping products has been greatly improved
Die life is extended effectively

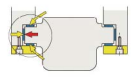

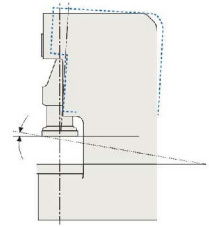

最小机身变形
MINIMIZED FRAME DEFLECTION

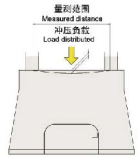

技术参数			JH/JF21-60	JH/JF21-80	JH/JF21-100	JH/JF21-125	JH/JF21-160	JH/JF21-200
公称压力 Nominal force		Kn	600	800	1000	1250	1600	2000
滑块行程 Slide stroke		mm	140	160	180	180	200	250
行程次数（次/分） Number of stroke	单速 Single speed		70	60	60	55	50	45
	无级调速 Speed promise		50-80	40-75	35-70	35-65	30-55	25-45
最大封闭高度 Maximum shut height		mm	300	320	350	370	400	450
封闭高度调节量 Closed height adjustment		mm	70	80	90	90	100	110
滑块中心至机身距离 Disyance between center of slide to frame		mm	270	290	350	370	390	430
立柱间距离 Disyance between column of the body		mm	560	650	680	710	720	900
工作台尺寸 Working table size	前后 F-B	mm	520	650	680	720	760	840
	左右 L-R	mm	870	1000	1070	1120	1170	1390
工作台孔尺寸 Work bedplate holesize	直径 Diameter	mm	150	150	160	160	/	/
滑块底面尺寸 Slide bottom size	前后 F-B	mm	400	430	520	520	580	880
	左右 L-R	mm	480	560	620	620	700	650
模柄孔尺寸 Size of the handle hole	直径 Diameter	mm	50	60	70	70	70	70
	深度 Depth	mm	60	80	80	80	100	100
外型尺寸 Appearance size	前后 F-B	mm	1615	1915	2200	2300	2355	2690
	左右 L-R	mm	1200	1382	1419	1480	1515	1540
	高度 Height	mm	2570	2820	3190	3220	3250	3810
电机功率 Motor power		Kw	7.5	7.5	11	15	15	18.5

参数如有变动，恕不另行通知。Parameters change without notice.
For reference only